

Tritax Symmetry (Hinckley) Limited

## **HINCKLEY NATIONAL RAIL FREIGHT INTERCHANGE**

---

### **The Hinckley National Rail Freight Interchange Development Consent Order**

Project reference TR050007

### **M69 Junction 2 Existing Structures Overlaid on Proposed Works**

Document reference: 2.31.1

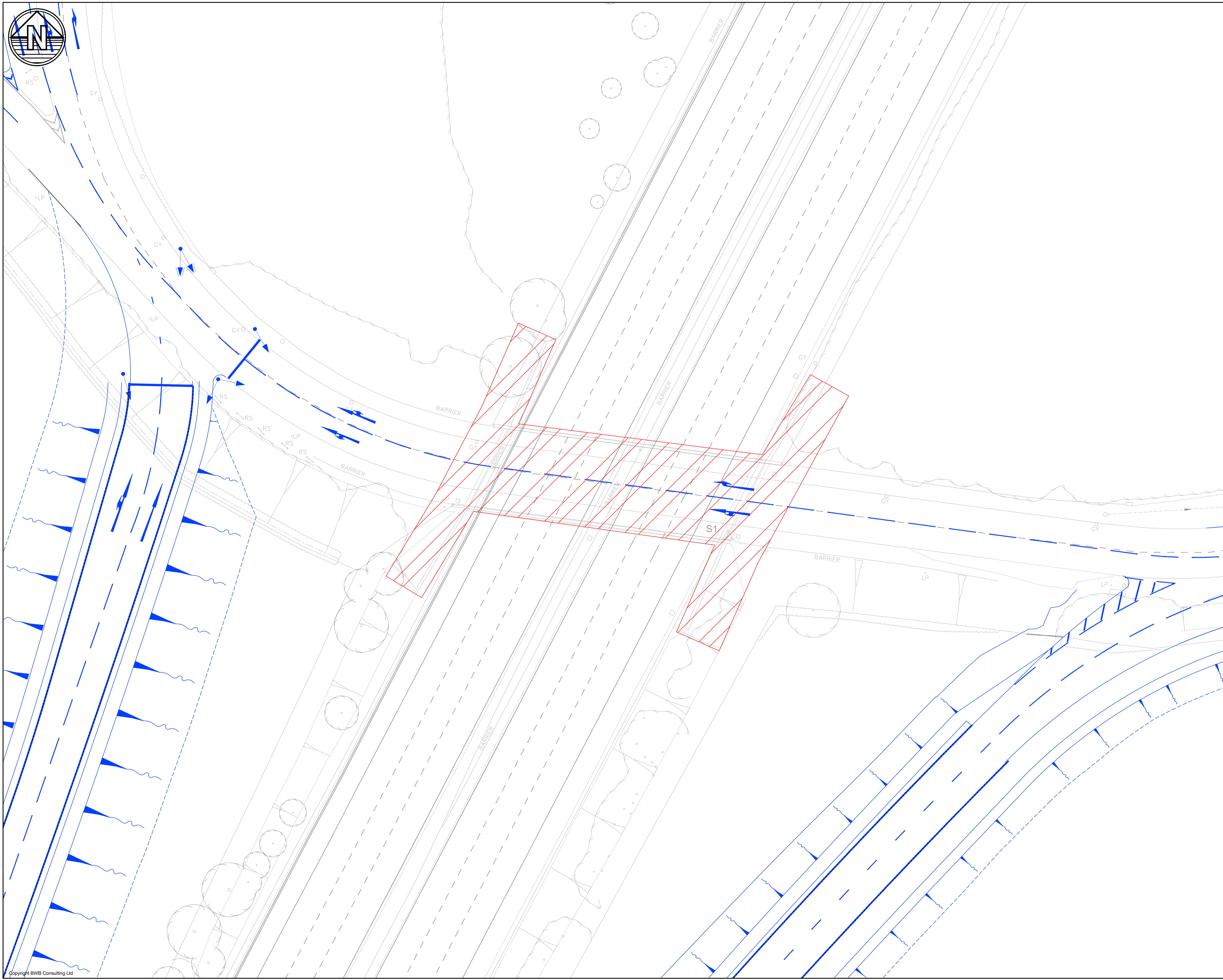
Revision: 01

**20 February 2024**

---

Planning Act 2008

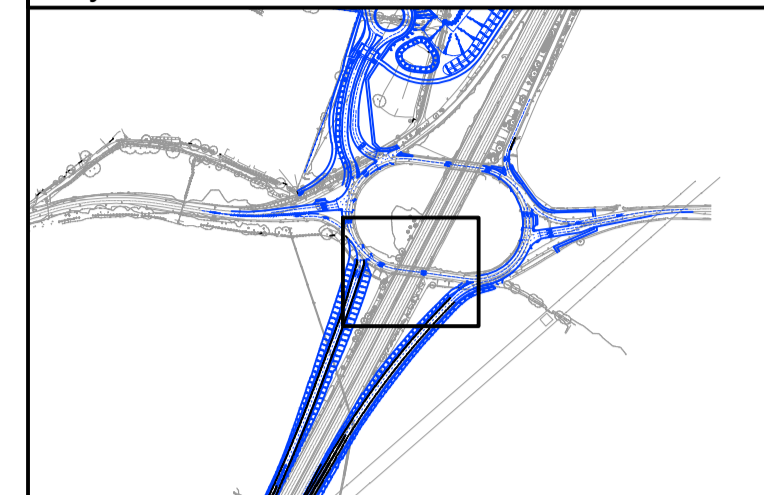
The Infrastructure Planning (Applications: Prescribed Forms and Procedure) Regulations 2009  
Regulation 5(2)(q)





**Notes**

1. Do not scale this drawing. All dimensions must be checked/ verified on site. If in doubt ask.
2. This drawing is to be read in conjunction with all relevant architects, engineers and specialists drawings and specifications.
3. All dimensions in millimetres unless noted otherwise. All levels in metres unless noted otherwise.
4. Any discrepancies noted on site are to be reported to the engineer immediately.

**Key Plan**



**Legend**

-  Extents of J2 southern bridge above and below ground structure
-  Extents of proposed highway works

P01	16.02.24	Issued for Information	DF	PG
Rev	Date	Details of issue / revision	Draw	Rev

**Issues & Revisions**



A CAF GROUP COMPANY

- Birmingham | 0121 233 3322
- Leeds | 0113 233 8000
- London | 020 7407 3879
- Manchester | 0161 233 4260
- Nottingham | 0115 924 1100

www.bwbconsulting.com

Client



A TRITAX BIG BOX COMPANY

Project Title

**HINCKLEY NATIONAL RAIL FREIGHT INTERCHANGE**

Drawing Title

**M69 J2 SOUTHERN BRIDGE STRUCTURE EXTENTS**

Drawn:	D.Fraser	Reviewed:	P.Goodyear
BWB Ref:	NTT2814	Date:	16.02.24
Scale@A1:	1:250		

**FOR INFORMATION**

Project - Originator - Zone - Level - Type - Role - Number	Status	Rev
HKF-BWB-GEN-XX-SK-CH-SK159	S2	P01